

God Bless America

\$4.00

Gina Kieft
Gina's Baskets and Dyed Reed
6082 S. 104th Ave
Rothbury, MI 49452
(231)215-6575
Email: gina@ginasbaskets.com
Web Site: www.ginasbaskets.com
and www.DyedReed.com

Material: 3/8 FF
1/4 FF Cardinal Red & Royal Blue
1/4 FF Natural
3/8 FO
3/16 FF
Seagrass
6" Square Notched Handle
Wooden sign embellishment




Spoke cut: From 3/8 FF Cut 7 @ 22" and 9 @ 24". Soak the spokes in warm water for 30 seconds. Mark the centers of the spokes on the bad sides.

Base Layout: Lay the 7 spokes @ 22" horizontally on the table in front of you with the marked sides up and placed about 1/2" apart. A spoke weight will be helpful to hold the spokes in place.


Weave a 24" spoke vertically down the center starting OVER. Weave four more spokes on each side of the center, using all nine spokes. Square the base to be 7 1/2" x 5 1/2".

Weave a locking row of 1/4 FF around the base, mitering at the corners and ending with a four spoke overlap.

Upset the spokes.



Side Weaving: Each row of weaving is a stop/start row with a four spoke overlap. Be sure to keep the spokes evenly spaced and standing straight up and down, especially at the corners. The first 13 rows are alternating natural and Cardinal Red 1/4 FF rows of weaving. The 1st and



13th rows are natural – again alternating natural and red rows. After row 13, pack the weaving.


Weave 6 rows of ¼ FF Royal Blue.

Weave 1 row of ¼ FF Natural.

Pack the weaving. Re-wet the tops of the spokes.

Cut and Tuck: Tuck the spokes on the outside of the last row of weaving to the inside of the basket under two rows of weaving. Cut the spokes on the inside of the last row of weaving flush with the top of the basket.

Handle: The handle is inserted on the long side of the basket, on the center spoke, on the inside of the basket under two rows of weaving at the tip of the handle. The notch of the handle should lie at the bottom of the last weaver row of natural ¼ FF. Photo shows inside view of the basket with the rim already in place sitting on the notch of the handle.



Rim: The outside and inside rims are 3/8 FO with a 3" overlap on each rim. Fill the center of the rims with seagrass. Lash the rim with 3/16" FF, making a 'x' at the handles. (Reference photo on page 1)

The wooden sign is a piece of 1/8" plywood with a wire hanger. "God Bless America" is written on the sign with Sharpie brand marker. Other sayings: "America the Beautiful", "Land that I Love", "USA Proud" along with many others.

Enjoy!